

PGP® Ultra

The PGP Ultra raises the bar for rotor technology with powerful features developed over three decades of research, customer feedback, and lab testing.

KEY BENEFITS

- Patented automatic arc return feature returns the turret back to the original arc pattern if vandalized; adjustable arc from 50° to 360°
- Non-strippable drive mechanism is protected from damage if turned in the opposite direction of travel
- Part- and full-circle in one model for flexibility across landscapes and reduced inventory
- Headed and slotted setscrew allows radius adjustment with a Hunter wrench or flat-blade screwdriver
- Flat-top nozzles allow fast, easy insertion
- QuickCheck™ arc mechanism for fast arc adjustment



OPERATING SPECIFICATIONS

- Nozzle choices: 34
- Radius: 17' to 46'
- Flow: 0.36 to 14.8 GPM
- Recommended pressure range: 25 to 70 PSI
- Operating pressure range: 20 to 100 PSI
- Precipitation rate: 0.4 in/hr approximately
- Nozzle trajectory: standard = 25°, low-angle = 13°
- Nozzle racks: 1.5 to 8.0 blue, 2.0 to 4.5 low-angle gray, 0.50 to 3.0 black, 6.0 to 13.0 green, MPR-25, MPR-30, MPR-35
- Warranty period: 5 years

FACTORY-INSTALLED OPTIONS

- Drain check valve (up to 10' of elevation)
- Reclaimed water ID
- Blue #1.5-4.0 nozzles

USER-INSTALLED OPTIONS

- Drain check valve (up to 3' of elevation) PGP-04 only (P/N 142300SP)
- HSJ-0 prefabricated ¾" PVC swing joint

PGP ULTRA / I-20 BLUE STANDARD NOZZLE PERFORMANCE DATA

Nozzle	Pressure	Radius	Flow	Precip in/hr	
	PSI	ft	GPM	■	▲
1.5 • Blue	25	29	1.2	0.27	0.32
	35	31	1.4	0.28	0.32
	45	31	1.5	0.30	0.35
	55	32	1.8	0.34	0.39
	65	32	1.9	0.36	0.41
2.0 • Blue	25	33	1.4	0.25	0.29
	35	33	1.7	0.30	0.35
	45	34	2.0	0.33	0.38
	55	34	2.1	0.35	0.40
	65	34	2.3	0.38	0.44
2.5 • Blue	25	33	1.7	0.30	0.35
	35	35	2.1	0.33	0.38
	45	35	2.5	0.39	0.45
	55	35	2.6	0.41	0.47
	65	35	2.9	0.46	0.53
3.0 • Blue	25	35	2.2	0.35	0.40
	35	36	2.7	0.40	0.46
	45	38	3.0	0.40	0.46
	55	39	3.4	0.43	0.50
	65	39	3.7	0.47	0.54
4.0 • Blue	25	37	3.0	0.42	0.49
	35	39	3.5	0.44	0.51
	45	40	4.0	0.48	0.56
	55	41	4.5	0.52	0.60
	65	41	4.8	0.55	0.63
5.0 • Blue	25	37	3.7	0.52	0.60
	35	39	4.5	0.57	0.66
	45	42	5.0	0.55	0.63
	55	42	5.7	0.62	0.72
	65	42	6.2	0.68	0.78
6.0 • Blue	25	38	4.3	0.57	0.66
	35	40	5.6	0.67	0.78
	45	43	6.0	0.62	0.72
	55	44	6.7	0.67	0.77
	65	44	7.3	0.73	0.84
8.0 • Blue	25	37	6.0	0.84	0.97
	35	41	7.0	0.80	0.93
	45	44	8.0	0.80	0.92
	55	46	9.0	0.82	0.95
	65	46	9.8	0.89	1.03

Notes:

Bold = Recommended pressure.

All precipitation rates calculated for 180 degree operation. For the precipitation rate for a 360 degree sprinkler, divide by 2.

PGP ULTRA / I-20 GREY LOW ANGLE NOZZLE PERFORMANCE DATA

Nozzle	Pressure	Radius	Flow	Precip in/hr	
	PSI	ft	GPM	■	▲
2.0 LA * Grey	30	25	1.6	0.49	0.57
	40	27	1.9	0.50	0.58
	50	28	2.1	0.52	0.60
	60	30	2.3	0.49	0.57
2.5 LA * Grey	30	27	2.1	0.55	0.64
	40	30	2.5	0.53	0.62
	50	33	2.8	0.49	0.57
	60	35	3.0	0.47	0.54
3.5 LA * Grey	30	29	2.8	0.64	0.74
	40	32	3.1	0.58	0.67
	50	35	3.5	0.55	0.64
	60	37	3.8	0.53	0.62
4.5 LA * Grey	30	29	3.4	0.78	0.90
	40	32	3.9	0.73	0.85
	50	35	4.4	0.69	0.80
	60	37	4.7	0.66	0.76

Notes:

Bold = Recommended pressure.

All precipitation rates calculated for 180 degree operation. For the precipitation rate for a 360 degree sprinkler, divide by 2.

PGP ULTRA / I-20 HIGH FLOW NOZZLE PERFORMANCE DATA

Nozzle	Pressure	Radius	Flow	Precip in/hr	
	PSI	ft	GPM	■	▲
10 • Dk. Green	40	42	8.4	0.92	1.06
	50	43	9.5	0.99	1.14
	60	45	10.5	1.00	1.15
	70	47	11.4	0.99	1.15
13 • Dk. Green	40	43	10.9	1.13	1.31
	50	44	12.3	1.22	1.41
	60	45	13.6	1.29	1.49
	70	47	14.8	1.29	1.49
6.0 LA • Dk. Green	30	31	4.2	0.84	0.97
	40	35	5.0	0.79	0.91
	50	37	5.8	0.82	0.94
	60	39	6.3	0.80	0.92
8.0 LA • Dk. Green	40	37	6.7	0.94	1.09
	50	39	7.7	0.97	1.13
	60	41	8.5	0.97	1.12
	70	41	9.2	1.05	1.22

Notes:

Bold = Recommended pressure.

All precipitation rates calculated for 180 degree operation. For the precipitation rate for a 360 degree sprinkler, divide by 2.

PGP ULTRA / I-20 BLACK SHORT RADIUS NOZZLE PERFORMANCE DATA





Nozzle	Pressure	Radius	Flow	Precip in/hr	
	PSI	ft	GPM	■	▲
.50 SR * Black	30	17	0.36	0.24	0.28
	40	17	0.43	0.29	0.33
	50	18	0.50	0.30	0.34
	60	19	0.57	0.30	0.35
1.0 SR * Black	30	17	0.78	0.52	0.60
	40	17	0.90	0.60	0.69
	50	18	1.0	0.59	0.69
	60	19	1.1	0.59	0.68
2.0 SR * Black	30	17	1.4	0.93	1.08
	40	17	1.7	1.13	1.31
	50	18	2.0	1.19	1.37
	60	19	2.2	1.17	1.35
.75 SR * Black	30	23	0.58	0.21	0.24
	40	24	0.68	0.23	0.26
	50	25	0.75	0.23	0.27
	60	26	0.83	0.24	0.27
1.5 SR * Black	30	23	1.1	0.40	0.46
	40	24	1.3	0.43	0.50
	50	25	1.5	0.46	0.53
	60	26	1.6	0.46	0.53
3.0 SR * Black	30	23	2.5	0.91	1.05
	40	24	2.7	0.90	1.04
	50	25	3.0	0.92	1.07
	60	26	3.1	0.88	1.02

Notes:





Bold = Recommended pressure.

All precipitation rates calculated for 180 degree operation. For the precipitation rate for a 360 degree sprinkler, divide by 2.





PGP ULTRA / I-20 MPR-25 RED NOZZLE PERFORMANCE DATA

Arc	Pressure	Radius	Flow	Precip in/hr	
	PSI	ft	GPM	■	▲
Red 90° 	25	23	0.74	0.54	0.62
	35	24	0.88	0.59	0.68
	45	25	1.00	0.62	0.71
	55	25	1.11	0.68	0.79
	65	25	1.21	0.75	0.86
Red 120° 	25	23	1.00	0.55	0.63
	35	24	1.21	0.61	0.70
	45	25	1.38	0.64	0.74
	55	25	1.53	0.71	0.82
	65	25	1.67	0.77	0.89
Red 180° 	25	23	1.44	0.52	0.61
	35	24	1.73	0.58	0.67
	45	25	1.98	0.61	0.70
	55	25	2.21	0.68	0.79
	65	25	2.41	0.74	0.86
Red 360° 	25	23	2.78	0.51	0.58
	35	24	3.34	0.56	0.64
	45	25	3.82	0.59	0.68
	55	25	4.25	0.65	0.76
	65	25	4.63	0.71	0.82

PGP ULTRA / I-20 MPR-30 LT. GREEN NOZZLE PERFORMANCE DATA

Arc	Pressure	Radius	Flow	Precip in/hr	
	PSI	ft	GPM	■	▲
Lt. Green 90° 	25	29	1.03	0.47	0.54
	35	30	1.23	0.53	0.61
	45	30	1.40	0.60	0.69
	55	30	1.56	0.67	0.77
	65	30	1.69	0.72	0.83
Lt. Green 120° 	25	29	1.34	0.46	0.53
	35	30	1.62	0.52	0.60
	45	30	1.85	0.59	0.69
	55	30	2.06	0.66	0.76
	65	30	2.24	0.72	0.83
Lt. Green 180° 	25	29	2.15	0.49	0.57
	35	30	2.59	0.55	0.64
	45	30	2.96	0.63	0.73
	55	30	3.30	0.71	0.82
	65	30	3.60	0.77	0.89
Lt. Green 360° 	25	29	4.24	0.49	0.56
	35	30	5.08	0.54	0.63
	45	30	5.78	0.62	0.71
	55	30	6.39	0.68	0.79
	65	30	6.92	0.74	0.85

PGP ULTRA / I-20 MPR-35 BEIGE NOZZLE PERFORMANCE DATA

Arc	Pressure	Radius	Flow	Precip in/hr	
	PSI	ft	GPM	■	▲
Beige 90° 	25	32	1.40	0.53	0.61
	35	34	1.67	0.56	0.64
	45	35	1.92	0.60	0.70
	55	35	2.13	0.67	0.77
	65	35	2.31	0.73	0.84
Beige 120° 	25	32	1.77	0.50	0.58
	35	34	2.15	0.54	0.62
	45	35	2.46	0.58	0.67
	55	35	2.74	0.65	0.75
	65	35	2.99	0.70	0.81
Beige 180° 	25	32	2.75	0.52	0.60
	35	34	3.33	0.55	0.64
	45	35	3.81	0.60	0.69
	55	35	4.23	0.66	0.77
	65	35	4.62	0.73	0.84
Beige 360° 	25	32	5.36	0.50	0.58
	35	34	6.62	0.55	0.64
	45	35	7.58	0.60	0.69
	55	35	8.43	0.66	0.76
	65	35	9.18	0.72	0.83

Copyright © 2024 Hunter Industries Inc. Hunter, the Hunter logo, and other marks are trademarks of Hunter Industries Inc., registered in the U.S. and certain other countries.

<https://www.hunterindustries.com/irrigation-product/rotors/pgpr-ultra>
012924