

5000 Series Rotors

5000, Plus, PRS, SAM

Built from top to bottom with the contractor in mind, the Rain Bird 5000 Series product line is the durable, reliable rotor for residential and commercial applications. Its Rain Curtain™ Nozzle set includes 12 nozzles: 8 standard angle nozzles and 4 low angle nozzles that ensure you always have the right nozzle in hand for the project.

Standard Features

- Thicker rubber cover
- Self Flushing Arc Adjustment Port: as the riser stem pops-up and retracts a jet of water cleans out the arc adjustment slot
- Slip Clutch: quickly set the left edge of the 5004 rotor (dry set only)
- Self-Flushing tapered stem design and integrated pressure-activated multi-function wiper seal protect internals from debris and assures day in, day out performance
- Positive riser stem retraction
- Heavy duty case
- 40- 360° arc rotation and reversing full circle rotation in one. (A non-reversing full circle only unit is also available)
- Top-adjust arc adjustment requiring only a flat-blade screwdriver
- Tree of nozzles including 8 Rain Curtain (25° trajectory) and 4 low angle (10° trajectory) provides 25' to 50' (7.6 to 15.2m) distance of throw
- Rain Curtain™ nozzles feature:
 - Large droplets for consistent performance
 - Effective close-in watering
 - Even distribution over the entire radius
- Optional pre-installed Rain Curtain™ nozzles
- Optional Matched Precipitation Rate (MPR) nozzles
- Radius adjustment screw allows up to 25% radius reduction without changing nozzles
- True 4" (10 cm) pop-up (measured from the case cover to the nozzle)
- Five-year trade warranty

Operating Range

- Precipitation rate: 0.20 to 1.01 inches per hour (5 to 26 mm/h)
- Radius: 25' to 50' (7.6 to 15.2 m)
- Radius may be reduced up to 25% with radius reduction screw
- Pressure: 25 to 65 psi (1.7 to 4.5 bar)
- Flow Rate: 0.76 to 9.63 gpm (3.0 to 36.6 l/m)

Specifications

- 3/4" (20/27) NPT female bottom threaded inlet
- Reversing full and part-circle adjustment 40° – 360°
- Full-circle only adjustment 360°

Dimensions

- Pop-up height: Shrub; 4" (10.2 cm); 6" (15.2 cm); 12" (30.5 cm)
- Overall body height: Shrub: 7 3/4" (19.7cm) 4": 7 3/8" (18.5 cm); 6": 9 5/8" (24.5 cm); 12": 16 7/8" (42.9 cm)
- Exposed surface diameter: 1 5/8" (4.1 cm)

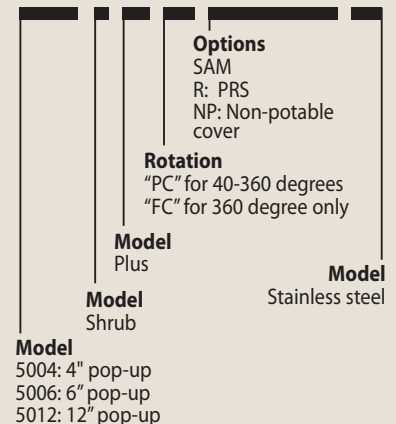
Note: Pop-up height measured from the cover to the nozzle. Overall body height is measured popped down



Shrub

How To Specify

5004-S-PL-PC-SAM-R-NP-SS



Note: Certain specifications not available for some rotor series.

Optional Features

Plus (PL)


The Green Top



FLOW SHUT OFF



On



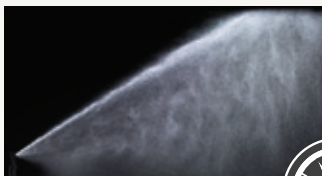
Off




PRS (R)



PRESSURE REGULATION



Without PRS



With PRS



SAM



CHECK VALVE



Without SAM



With SAM



Benefits

- Turn the rotor on/off at the head for easier maintenance.
- Flush zone and nozzle the rotor without going back and forth to a valve or controller.
- Troubleshoot for leaks by turning off all the heads in that zone.

PRS with Flow Optimizer™ technology

- Conserve water and manage flow at each head by regulating pressure to precisely 45 psi.
- Eliminate wasteful misting and fogging.
- Ensure even distribution uniformity across the entire zone.

- Prevent low head drainage.
- Eliminate puddling or water stains on hardscape areas.
- Contain water in lateral lines for smoother start ups.

Additional Features

- Stainless Steel (SS)
- Non-potable (NP)



Models

| | Plus | SAM | PRS |
|------------------|------|-----|-----|
| 5004-PC | | | |
| 5004-PL-PC | ✓ | | |
| 5004-PC-SAM | | ✓ | |
| 5004-PC-R | | | ✓ |
| 5004-PL-PC-SAM | ✓ | ✓ | |
| 5004-PL-PC-R | ✓ | | ✓ |
| 5004-PL-PC-SAM-R | ✓ | ✓ | ✓ |

5000 Series Std. Angle Rain Curtain™ Nozzle Performance

| Pressure psi | Nozzle | Radius ft. | Flow gpm | ■ Precip In/h | ▲ Precip In/h |
|-----------------|--------|---------------|-------------|---------------------|---------------------|
| 25 | 1.5 | 33 | 1.12 | 0.20 | 0.23 |
| | 2.0 | 35 | 1.50 | 0.24 | 0.27 |
| | 2.5 | 35 | 1.81 | 0.28 | 0.33 |
| | 3.0 | 36 | 2.26 | 0.34 | 0.39 |
| | 4.0 | 37 | 2.91 | 0.41 | 0.47 |
| | 5.0 | 39 | 3.72 | 0.47 | 0.54 |
| | 6.0 | 39 | 4.25 | 0.54 | 0.62 |
| | 8.0 | 36 | 5.90 | 0.88 | 1.01 |
| 35 | 1.5 | 34 | 1.35 | 0.22 | 0.26 |
| | 2.0 | 36 | 1.81 | 0.27 | 0.31 |
| | 2.5 | 37 | 2.17 | 0.31 | 0.35 |
| | 3.0 | 38 | 2.71 | 0.36 | 0.42 |
| | 4.0 | 40 | 3.50 | 0.42 | 0.49 |
| | 5.0 | 41 | 4.47 | 0.51 | 0.59 |
| | 6.0 | 43 | 5.23 | 0.54 | 0.63 |
| | 8.0 | 43 | 7.06 | 0.74 | 0.85 |
| 45 | 1.5 | 35 | 1.54 | 0.24 | 0.28 |
| | 2.0 | 37 | 2.07 | 0.29 | 0.34 |
| | 2.5 | 37 | 2.51 | 0.35 | 0.41 |
| | 3.0 | 40 | 3.09 | 0.37 | 0.43 |
| | 4.0 | 42 | 4.01 | 0.44 | 0.51 |
| | 5.0 | 45 | 5.09 | 0.48 | 0.56 |
| | 6.0 | 46 | 6.01 | 0.55 | 0.63 |
| | 8.0 | 47 | 8.03 | 0.70 | 0.81 |
| 55 | 1.5 | 35 | 1.71 | 0.27 | 0.31 |
| | 2.0 | 37 | 2.30 | 0.32 | 0.37 |
| | 2.5 | 37 | 2.76 | 0.39 | 0.45 |
| | 3.0 | 40 | 3.47 | 0.42 | 0.48 |
| | 4.0 | 42 | 4.44 | 0.48 | 0.56 |
| | 5.0 | 45 | 5.66 | 0.54 | 0.62 |
| | 6.0 | 47 | 6.63 | 0.58 | 0.67 |
| | 8.0 | 50 | 8.86 | 0.68 | 0.79 |
| 65 | 1.5 | 34 | 1.86 | 0.31 | 0.36 |
| | 2.0 | 35 | 2.52 | 0.40 | 0.46 |
| | 2.5 | 37 | 3.01 | 0.42 | 0.49 |
| | 3.0 | 40 | 3.78 | 0.45 | 0.53 |
| | 4.0 | 42 | 4.83 | 0.53 | 0.61 |
| | 5.0 | 45 | 6.16 | 0.59 | 0.68 |
| | 6.0 | 48 | 7.22 | 0.60 | 0.70 |
| | 8.0 | 50 | 9.63 | 0.74 | 0.86 |

Precipitation rates based on half-circle operation

■ Square spacing based on 50% diameter of throw

▲ Triangular spacing based on 50% diameter of throw

Performance data collected in zero wind conditions

Performance data derived from tests that conform with ASAE Standards; ASAE S398.1.

5000 Series Std. Angle Nozzle Performance METRIC

| Pressure bar | Nozzle | Radius m | Flow m ³ /h | Flow l/m | ■ Precip mm/h | ▲ Precip mm/h |
|-----------------|--------|-------------|---------------------------|-------------|---------------------|---------------------|
| 1.7 | 1.5 | 10.10 | 0.25 | 4.2 | 5 | 6 |
| | 2.0 | 10.70 | 0.34 | 5.4 | 6 | 7 |
| | 2.5 | 10.70 | 0.41 | 6.6 | 7 | 8 |
| | 3.0 | 11.00 | 0.51 | 8.4 | 8 | 10 |
| | 4.0 | 11.3 | 0.66 | 10.8 | 10 | 12 |
| | 5.0 | 11.90 | 0.84 | 13.8 | 12 | 14 |
| | 6.0 | 11.90 | 0.97 | 16.2 | 14 | 16 |
| | 8.0 | 11.00 | 1.34 | 22.2 | 22 | 26 |
| 2.0 | 1.5 | 10.20 | 0.28 | 4.8 | 5 | 6 |
| | 2.0 | 10.80 | 0.36 | 6.0 | 6 | 7 |
| | 2.5 | 10.90 | 0.44 | 7.2 | 7 | 9 |
| | 3.0 | 11.20 | 0.55 | 9.0 | 9 | 10 |
| | 4.0 | 11.6 | 0.71 | 12.0 | 11 | 12 |
| | 5.0 | 12.10 | 0.91 | 15.0 | 12 | 14 |
| | 6.0 | 12.40 | 1.05 | 17.4 | 14 | 16 |
| | 8.0 | 11.80 | 1.45 | 24.0 | 21 | 24 |
| 2.5 | 1.5 | 10.40 | 0.31 | 5.4 | 6 | 7 |
| | 2.0 | 11.00 | 0.41 | 6.6 | 7 | 8 |
| | 2.5 | 11.30 | 0.50 | 8.4 | 8 | 9 |
| | 3.0 | 11.20 | 0.62 | 10.2 | 9 | 11 |
| | 4.0 | 12.3 | 0.81 | 13.2 | 11 | 13 |
| | 5.0 | 12.70 | 1.03 | 17.4 | 13 | 15 |
| | 6.0 | 13.20 | 1.21 | 20.4 | 14 | 16 |
| | 8.0 | 13.30 | 1.63 | 27.0 | 19 | 21 |
| 3.0 | 1.5 | 10.60 | 0.34 | 6.0 | 6 | 7 |
| | 2.0 | 11.20 | 0.45 | 7.8 | 7 | 8 |
| | 2.5 | 11.30 | 0.56 | 9.6 | 9 | 10 |
| | 3.0 | 12.10 | 0.69 | 11.4 | 9 | 11 |
| | 4.0 | 12.7 | 0.89 | 15.0 | 11 | 13 |
| | 5.0 | 13.50 | 1.13 | 18.6 | 12 | 14 |
| | 6.0 | 13.90 | 1.34 | 22.2 | 14 | 16 |
| | 8.0 | 14.10 | 1.79 | 30.0 | 18 | 21 |
| 3.5 | 1.5 | 10.70 | 0.37 | 6.0 | 7 | 8 |
| | 2.0 | 11.30 | 0.49 | 8.4 | 8 | 9 |
| | 2.5 | 11.30 | 0.60 | 10.2 | 9 | 11 |
| | 3.0 | 12.20 | 0.74 | 12.6 | 10 | 12 |
| | 4.0 | 12.8 | 0.97 | 16.2 | 12 | 14 |
| | 5.0 | 13.70 | 1.23 | 20.4 | 13 | 15 |
| | 6.0 | 14.20 | 1.45 | 24.0 | 14 | 17 |
| | 8.0 | 14.90 | 1.93 | 32.4 | 18 | 20 |
| 4.0 | 1.5 | 10.60 | 0.40 | 6.6 | 7 | 8 |
| | 2.0 | 11.10 | 0.52 | 9.0 | 8 | 10 |
| | 2.5 | 11.30 | 0.64 | 10.8 | 10 | 12 |
| | 3.0 | 12.20 | 0.80 | 13.2 | 11 | 12 |
| | 4.0 | 12.8 | 1.04 | 17.4 | 13 | 15 |
| | 5.0 | 13.70 | 1.32 | 22.2 | 14 | 16 |
| | 6.0 | 14.90 | 1.55 | 25.8 | 15 | 17 |
| | 8.0 | 15.20 | 2.06 | 34.2 | 18 | 21 |
| 4.5 | 1.5 | 10.40 | 0.42 | 7.2 | 8 | 9 |
| | 2.0 | 10.70 | 0.55 | 9.0 | 10 | 11 |
| | 2.5 | 11.30 | 0.68 | 11.4 | 11 | 12 |
| | 3.0 | 12.20 | 0.84 | 13.8 | 11 | 13 |
| | 4.0 | 12.8 | 1.10 | 18.0 | 13 | 15 |
| | 5.0 | 13.70 | 1.40 | 23.4 | 15 | 17 |
| | 6.0 | 14.60 | 1.64 | 28.2 | 15 | 18 |
| | 8.0 | 15.20 | 2.19 | 36.6 | 19 | 22 |

| 5000 Series Low Angle Nozzle Performance | | | | | |
|--|--------|---------------|-------------|------------------|------------------|
| Pressure psi | Nozzle | Radius ft. | Flow gpm | ■ Precip In/h | ▲ Precip In/h |
| 25 | 1.0 LA | 25 | 0.76 | 0.23 | 0.27 |
| | 1.5 LA | 27 | 1.15 | 0.30 | 0.35 |
| | 2.0 LA | 29 | 1.47 | 0.34 | 0.39 |
| | 3.0 LA | 29 | 2.23 | 0.51 | 0.59 |
| 35 | 1.0 LA | 28 | 0.92 | 0.23 | 0.26 |
| | 1.5 LA | 30 | 1.38 | 0.30 | 0.34 |
| | 2.0 LA | 31 | 1.77 | 0.35 | 0.41 |
| | 3.0 LA | 33 | 2.68 | 0.47 | 0.55 |
| 45 | 1.0 LA | 29 | 1.05 | 0.24 | 0.28 |
| | 1.5 LA | 31 | 1.58 | 0.32 | 0.37 |
| | 2.0 LA | 32 | 2.02 | 0.38 | 0.44 |
| | 3.0 LA | 35 | 3.07 | 0.48 | 0.56 |
| 55 | 1.0 LA | 29 | 1.17 | 0.27 | 0.31 |
| | 1.5 LA | 31 | 1.76 | 0.35 | 0.41 |
| | 2.0 LA | 33 | 2.24 | 0.40 | 0.46 |
| | 3.0 LA | 36 | 3.41 | 0.51 | 0.58 |
| 65 | 1.0 LA | 29 | 1.27 | 0.29 | 0.34 |
| | 1.5 LA | 31 | 1.92 | 0.38 | 0.44 |
| | 2.0 LA | 33 | 2.45 | 0.43 | 0.50 |
| | 3.0 LA | 36 | 3.72 | 0.55 | 0.64 |

Precipitation rates based on half-circle operation

■ Square spacing based on 50% diameter of throw

▲ Triangular spacing based on 50% diameter of throw

Performance data collected in zero wind conditions

Performance data derived from tests that conform with ASAE Standards; ASAE S398.1.

| 5000 Series Low Angle Nozzle Performance | | | | | | METRIC |
|--|--------|-------------|---------------------------|-------------|------------------|------------------|
| Pressure bar | Nozzle | Radius m | Flow m ³ /h | Flow l/m | ■ Precip mm/h | ▲ Precip mm/h |
| 1.7 | 1.0 LA | 7.60 | 0.17 | 3.0 | 6 | 7 |
| | 1.5 LA | 8.20 | 0.26 | 4.2 | 8 | 9 |
| | 2.0 LA | 8.80 | 0.33 | 5.4 | 9 | 10 |
| | 3.0 LA | 8.80 | 0.51 | 8.4 | 13 | 15 |
| 2.0 | 1.0 LA | 8.00 | 0.18 | 3.0 | 6 | 6 |
| | 1.5 LA | 8.60 | 0.28 | 4.8 | 8 | 9 |
| | 2.0 LA | 9.10 | 0.36 | 6.0 | 9 | 10 |
| | 3.0 LA | 9.30 | 0.55 | 9.0 | 13 | 15 |
| 2.5 | 1.0 LA | 8.60 | 0.20 | 3.6 | 5 | 6 |
| | 1.5 LA | 9.20 | 0.32 | 5.4 | 8 | 9 |
| | 2.0 LA | 9.50 | 0.41 | 6.6 | 9 | 10 |
| | 3.0 LA | 10.10 | 0.62 | 10.2 | 12 | 14 |
| 3.0 | 1.0 LA | 8.80 | 0.22 | 3.6 | 6 | 7 |
| | 1.5 LA | 9.40 | 0.35 | 6.0 | 8 | 9 |
| | 2.0 LA | 9.70 | 0.45 | 7.8 | 10 | 11 |
| | 3.0 LA | 10.60 | 0.68 | 11.4 | 12 | 14 |
| 3.5 | 1.0 LA | 8.80 | 0.24 | 4.2 | 6 | 7 |
| | 1.5 LA | 9.40 | 0.38 | 6.6 | 9 | 10 |
| | 2.0 LA | 9.90 | 0.49 | 8.4 | 10 | 11 |
| | 3.0 LA | 10.80 | 0.74 | 12.6 | 13 | 15 |
| 4.0 | 1.0 LA | 8.80 | 0.26 | 4.2 | 7 | 8 |
| | 1.5 LA | 9.40 | 0.41 | 6.6 | 9 | 11 |
| | 2.0 LA | 10.10 | 0.52 | 9.0 | 10 | 12 |
| | 3.0 LA | 11.00 | 0.80 | 13.2 | 13 | 15 |
| 4.5 | 1.0 LA | 8.80 | 0.27 | 4.8 | 7 | 8 |
| | 1.5 LA | 9.40 | 0.44 | 7.2 | 10 | 11 |
| | 2.0 LA | 10.10 | 0.56 | 9.0 | 11 | 13 |
| | 3.0 LA | 11.00 | 0.84 | 13.8 | 14 | 16 |

5000 Series Rotors

| 5000 Series with PRS Std. Angle Rain Curtain™ Nozzle Performance | | | | | |
|--|--------|---------------|-------------|------------------|------------------|
| Pressure psi | Nozzle | Radius ft. | Flow gpm | ■ Precip In/h | ▲ Precip In/h |
| 25 | 1.5 | 33 | 1.12 | 0.2 | 0.23 |
| | 2.0 | 35 | 1.5 | 0.24 | 0.27 |
| | 2.5 | 35 | 1.81 | 0.28 | 0.33 |
| | 3.0 | 36 | 2.26 | 0.34 | 0.39 |
| | 4.0 | 37 | 2.91 | 0.41 | 0.47 |
| | 5.0 | 39 | 3.72 | 0.47 | 0.54 |
| | 6.0 | 39 | 4.25 | 0.54 | 0.62 |
| | 8.0 | 36 | 5.9 | 0.88 | 1.01 |
| 35 | 1.5 | 34 | 1.35 | 0.22 | 0.26 |
| | 2.0 | 36 | 1.81 | 0.27 | 0.31 |
| | 2.5 | 37 | 2.17 | 0.31 | 0.35 |
| | 3.0 | 38 | 2.71 | 0.36 | 0.41 |
| | 4.0 | 40 | 3.5 | 0.42 | 0.49 |
| | 5.0 | 41 | 4.47 | 0.51 | 0.59 |
| | 6.0 | 43 | 5.23 | 0.54 | 0.63 |
| | 8.0 | 43 | 7.06 | 0.74 | 0.85 |
| 45 | 1.5 | 35 | 1.54 | 0.24 | 0.28 |
| | 2.0 | 37 | 2.07 | 0.29 | 0.34 |
| | 2.5 | 37 | 2.51 | 0.35 | 0.41 |
| | 3.0 | 40 | 3.09 | 0.37 | 0.43 |
| | 4.0 | 42 | 4.01 | 0.44 | 0.51 |
| | 5.0 | 45 | 5.09 | 0.48 | 0.56 |
| | 6.0 | 46 | 6.01 | 0.55 | 0.63 |
| | 8.0 | 47 | 8.03 | 0.7 | 0.81 |
| 55 – 75 | 1.5 | 35 | 1.59 | 0.25 | 0.29 |
| | 2.0 | 37 | 2.14 | 0.3 | 0.35 |
| | 2.5 | 37 | 2.6 | 0.37 | 0.42 |
| | 3.0 | 40 | 3.2 | 0.39 | 0.44 |
| | 4.0 | 42 | 4.15 | 0.45 | 0.52 |
| | 5.0 | 45 | 5.27 | 0.5 | 0.58 |
| | 6.0 | 46 | 6.22 | 0.57 | 0.65 |
| | 8.0 | 47 | 8.31 | 0.72 | 0.84 |

Precipitation rates based on half-circle operation

■ Square spacing based on 50% diameter of throw

▲ Triangular spacing based on 50% diameter of throw

Performance data collected in zero wind conditions

Performance data derived from tests that conform with ASAE Standards; ASAE S398.1.

| 5000 Series with PRS Std. Angle Rain Curtain™ Nozzle Performance METRIC | | | | | | |
|---|--------|-------------|---------------------------|-------------|------------------|------------------|
| Pressure bar | Nozzle | Radius m | Flow m ³ /h | Flow l/m | ■ Precip mm/h | ▲ Precip mm/h |
| 1.7 | 1.5 | 10.1 | 0.25 | 4.20 | 5 | 6 |
| | 2.0 | 10.7 | 0.34 | 5.40 | 6 | 7 |
| | 2.5 | 10.7 | 0.41 | 6.60 | 7 | 8 |
| | 3.0 | 11.0 | 0.51 | 8.40 | 8 | 10 |
| | 4.0 | 11.3 | 0.66 | 10.80 | 10 | 12 |
| | 5.0 | 11.9 | 0.84 | 13.80 | 12 | 14 |
| | 6.0 | 11.9 | 0.97 | 16.20 | 14 | 16 |
| | 8.0 | 11.0 | 1.34 | 22.20 | 22 | 26 |
| 2.0 | 1.5 | 10.2 | 0.28 | 4.80 | 5 | 6 |
| | 2.0 | 10.8 | 0.36 | 6.00 | 6 | 7 |
| | 2.5 | 10.9 | 0.44 | 7.20 | 7 | 9 |
| | 3.0 | 11.2 | 0.55 | 9.00 | 9 | 10 |
| | 4.0 | 11.6 | 0.71 | 12.00 | 11 | 12 |
| | 5.0 | 12.1 | 0.91 | 15.00 | 12 | 14 |
| | 6.0 | 12.4 | 1.05 | 17.40 | 14 | 16 |
| | 8.0 | 11.8 | 1.45 | 24.00 | 21 | 24 |
| 2.5 | 1.5 | 10.4 | 0.31 | 5.40 | 6 | 7 |
| | 2.0 | 11.0 | 0.41 | 6.60 | 7 | 8 |
| | 2.5 | 11.3 | 0.50 | 8.40 | 8 | 9 |
| | 3.0 | 11.2 | 0.62 | 10.20 | 9 | 11 |
| | 4.0 | 12.3 | 0.81 | 13.20 | 11 | 13 |
| | 5.0 | 12.7 | 1.03 | 17.40 | 13 | 15 |
| | 6.0 | 13.2 | 1.21 | 20.40 | 14 | 16 |
| | 8.0 | 13.3 | 1.63 | 27.00 | 19 | 21 |
| 3.0 | 1.5 | 10.6 | 0.34 | 6.00 | 6 | 7 |
| | 2.0 | 11.2 | 0.45 | 7.80 | 7 | 8 |
| | 2.5 | 11.3 | 0.56 | 9.60 | 9 | 10 |
| | 3.0 | 12.1 | 0.69 | 11.40 | 9 | 11 |
| | 4.0 | 12.7 | 0.89 | 16.80 | 11 | 13 |
| | 5.0 | 13.5 | 1.13 | 18.60 | 12 | 14 |
| | 6.0 | 13.9 | 1.34 | 22.20 | 14 | 16 |
| | 8.0 | 14.1 | 1.79 | 30.00 | 18 | 21 |
| 3.5 – 5.2 | 1.5 | 10.6 | 0.35 | 6.00 | 6 | 7 |
| | 2.0 | 11.2 | 0.47 | 7.80 | 8 | 9 |
| | 2.5 | 11.3 | 0.58 | 10.20 | 9 | 11 |
| | 3.0 | 12.1 | 0.71 | 12.00 | 10 | 11 |
| | 4.0 | 12.7 | 0.92 | 15.60 | 12 | 13 |
| | 5.0 | 13.5 | 1.17 | 19.20 | 13 | 15 |
| | 6.0 | 13.9 | 1.39 | 22.80 | 14 | 17 |
| | 8.0 | 14.1 | 1.85 | 31.20 | 18 | 21 |

5000 Series with PRS PRS Low Angle Nozzle Performance

| Pressure psi | Nozzle | Radius ft. | Flow gpm | Precip In/h | Precip In/h |
|--------------|--------|------------|----------|-------------|-------------|
| 25 | 1.0 LA | 25 | 0.76 | 0.22 | 0.26 |
| | 1.5 LA | 27 | 1.15 | 0.3 | 0.35 |
| | 2.0 LA | 29 | 1.47 | 0.34 | 0.39 |
| | 3.0 LA | 29 | 2.23 | 0.51 | 0.59 |
| 35 | 1.0 LA | 28 | 0.92 | 0.21 | 0.25 |
| | 1.5 LA | 30 | 1.38 | 0.3 | 0.34 |
| | 2.0 LA | 31 | 1.77 | 0.35 | 0.41 |
| | 3.0 LA | 33 | 2.68 | 0.47 | 0.55 |
| 45 | 1.0 LA | 29 | 1.05 | 0.23 | 0.26 |
| | 1.5 LA | 31 | 1.58 | 0.32 | 0.37 |
| | 2.0 LA | 32 | 2.02 | 0.38 | 0.44 |
| | 3.0 LA | 35 | 3.07 | 0.48 | 0.56 |
| 55 - 75 | 1.0 LA | 29 | 1.09 | 0.25 | 0.29 |
| | 1.5 LA | 31 | 1.64 | 0.33 | 0.38 |
| | 2.0 LA | 32 | 2.09 | 0.39 | 0.45 |
| | 3.0 LA | 35 | 3.18 | 0.5 | 0.58 |

Precipitation rates based on half-circle operation

■ Square spacing based on 50% diameter of throw

▲ Triangular spacing based on 50% diameter of throw

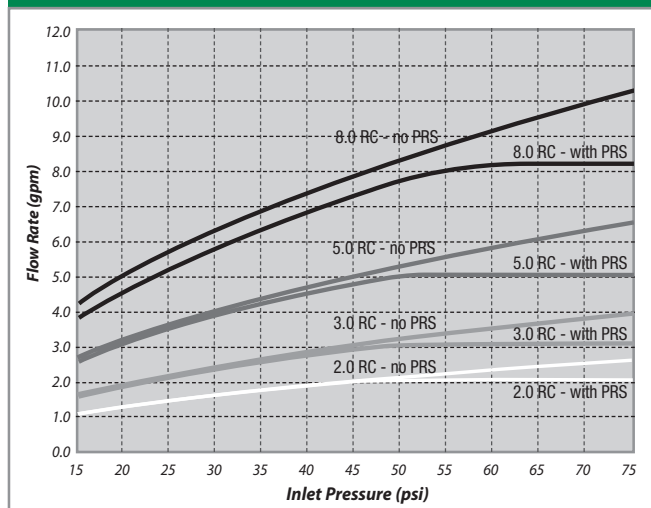
Performance data collected in zero wind conditions

Performance data derived from tests that conform with ASAE Standards; ASAE S398.1.

5000 Series with PRS PRS Low Angle Nozzle Performance METRIC

| Pressure bar | Nozzle | Radius m | Flow m ³ /h | Flow l/m | Precip mm/h | Precip mm/h |
|--------------|--------|----------|------------------------|----------|-------------|-------------|
| 1.7 | 1.0 LA | 7.6 | 0.17 | 3.00 | 6 | 7 |
| | 1.5 LA | 8.2 | 0.26 | 4.20 | 8 | 9 |
| | 2.0 LA | 8.8 | 0.33 | 5.40 | 9 | 10 |
| | 3.0 LA | 8.8 | 0.51 | 8.40 | 13 | 15 |
| 2.0 | 1.0 LA | 8.0 | 0.18 | 3.00 | 6 | 6 |
| | 1.5 LA | 8.6 | 0.28 | 4.80 | 8 | 9 |
| | 2.0 LA | 9.1 | 0.36 | 6.00 | 9 | 10 |
| | 3.0 LA | 9.3 | 0.55 | 9.00 | 13 | 15 |
| 2.5 | 1.0 LA | 8.6 | 0.20 | 3.60 | 5 | 6 |
| | 1.5 LA | 9.2 | 0.32 | 5.40 | 8 | 9 |
| | 2.0 LA | 9.5 | 0.41 | 6.60 | 9 | 10 |
| | 3.0 LA | 10.1 | 0.62 | 10.20 | 12 | 14 |
| 3.0 | 1.0 LA | 8.8 | 0.22 | 3.60 | 6 | 7 |
| | 1.5 LA | 9.4 | 0.35 | 6.00 | 8 | 9 |
| | 2.0 LA | 9.7 | 0.45 | 7.80 | 10 | 11 |
| | 3.0 LA | 10.6 | 0.68 | 11.40 | 12 | 14 |
| 3.5 - 5.2 | 1.0 LA | 8.8 | 0.23 | 3.60 | 6 | 7 |
| | 1.5 LA | 9.4 | 0.36 | 6.00 | 8 | 10 |
| | 2.0 LA | 9.7 | 0.47 | 7.80 | 10 | 12 |
| | 3.0 LA | 10.6 | 0.70 | 12.00 | 13 | 15 |

Flow Rate v Inlet Pressure – Rain Curtain™ Nozzles



5000 Plus Series Rotor Technical Specification

5000 Plus Series Full and Reversing Full/Part Circle Sprinkler

The full and/or part circle sprinkler shall be a single-stream, water-lubricated, gear-drive type capable of covering a ___ foot (xx meter) at ___ pounds per square inch (psi) or (bar) with a discharge rate of ___gallons per minute (___ gpm) (___ m³/h). The sprinkler shall have a flow shut-off device that is integrated into the flow path of the rotor as well as adjustable arc coverage of 40 to 360 degrees. Arc adjustment can be performed with or without the sprinkler in operation and shall require only a flat-blade screwdriver.

The sprinkler shall have a smoothed flow path entrance to enhance the flow characteristics of the rotor. In addition, the sprinkler shall feature a flow path to nozzle bore transition radius to minimize pressure loss and assure peak nozzle radius is achieved.

The sprinkler shall have a pressure activated, multi-function wiper seal that positively seals against the pop-up stem to keep debris out of the rotor and to clean debris from the pop-up stem as it retracts.

This wiper seal shall prevent sprinkler from sticking up, and be capable of sealing the sprinkler cap to sprinkler body under normal operating pressures.

The sprinkler shall have a screen installed in the pop-up stem to filter inlet water, protect the drive from clogging and simplify its removal for cleaning and flushing of the system. It shall have a 3/4" (FNPT) bottom inlet.

The sprinkler shall have a standard green rubber cover and a strong stainless steel retract spring for positive pop down. Pop-up height as measured from the top of the cap, at normal installation, to the middle of the nozzle orifice shall be ___ inches or ___ cm.

The rotor's overall height shall be ___ inches (___ cm), with an exposed surface diameter of 15/8" (4.1 cm).

The sprinkler shall have 12 interchangeable nozzles: 8 Rain Curtain nozzles for superior coverage and, 4 Low Angle nozzles for reduced radius of throw and superior wind resistance with all nozzles containing Micro-Ramp™ for superior

close-in watering. The angle of trajectory shall be 25 degrees for the Rain Curtain nozzles and 10 degrees for the low angle nozzles. The sprinkler shall come with a stainless steel adjusting screw capable of reducing the radius up to 25%.

The sprinkler shall be as manufactured by Rain Bird Corporation, Glendora, California.

Optional Feature Specification

5000 Plus Series SAM, Full and Reversing Full/Part Circle Sprinkler SAM unit

When so indicated on the design, the sprinkler shall have a spring-loaded Seal-A-Matic™ (SAM) device in the base of the case. The device shall hold back at least 7' (2, 13m) of elevation change to prevent puddling, run-off and erosion caused by low-head drainage.

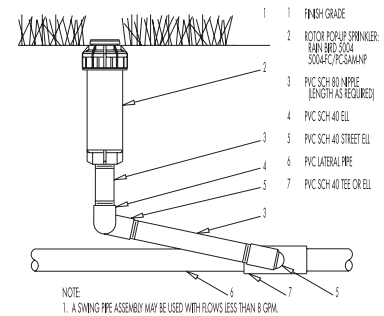
5000 Plus Series Full and Reversing Full/Part Circle Non-Potable

When so indicated on the design, the sprinkler shall have a purple rubber cover to indicate to the user that non-potable water is being used. There shall be no difference between the black and the purple covers, except for the color.

The sprinkler shall be as manufactured by Rain Bird Corporation, Glendora, California.

5000 Series Shrub Model Full and Reversing Full/Part Circle Sprinkler (SAM)

When so indicated on the design, the shrub model shall contain all of the specifications of the standard 5000 series rotor plus a locking screw to fasten the shrub unit to the riser. Additionally, the shrub base unit will feature Secure Ribs™ that are designed to assist in the staking of the shrub model if so specified on the design. When the Seal-A-Matic™ (SAM) model is indicated on the design, the device shall hold back at least 7' (2.13m) of elevation change to prevent puddling, run-off and erosion caused by low head drainage. As well the SAM unit shall experience no pressure loss during normal operation.



5000 Plus Series Stainless Steel

When so indicated on the design, the rotor shall have a stainless steel covered nozzle turret and riser stem. This riser stem shall be tapered and conform to the standard plastic riser in all other ways.

5000 MPR Nozzle Specification

The MPR Nozzle shall be capable of covering a ___ foot radius (FT.RAD.)/(meter) at ___ pounds per square inch (psi)/(Bars) with a discharge rate of ___gallons per minute (GPM)/(m³/h, l/s).

The MPR Nozzle shall have a matched precipitation rate of 0.6 in/hr (15 mm/h) at 45 psi (3.1 bar).

The MPR Nozzle shall be color-coded by radius. The MPR Nozzle shall contain Micro Ramp™ technology for superior close-in watering.

The MPR Nozzle shall be manufactured by Rain Bird Corporation, Azusa, California.

How To Specify

| | | | |
|--------------|--|---------------------|--|
| 5000 | - MPR | - 25 | - Q |
| Model | Nozzle Matched Precipitation Rate | Radius Range | Pattern |
| 5000 Series | 25' | 25' 30' 35' | Q=Quarter T=Third H=Half F=Full |

Rain Bird Corporation

6991 E. Southpoint Road
Tucson, AZ 85756
Phone: (520) 741-6100
Fax: (520) 741-6522

Rain Bird Technical Services

(800) RAINBIRD (1-800-724-6247)
(U.S. and Canada)

Rain Bird Corporation

970 West Sierra Madre Avenue
Azusa, CA 91702
Phone: (626) 812-3400
Fax: (626) 812-3411

Specification Hotline

800-458-3005 (U.S. and Canada)

Rain Bird International, Inc.

1000 West Sierra Madre Ave.
Azusa, CA 91702
Phone: (626) 963-9311
Fax: (626) 852-7343

The Intelligent Use of Water™
www.rainbird.com